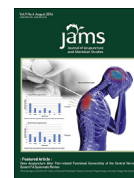


Available online at [www.sciencedirect.com](http://www.sciencedirect.com)

## Journal of Acupuncture and Meridian Studies

journal homepage: [www.jams-kpi.com](http://www.jams-kpi.com)

## RESEARCH ARTICLE

# Investigation of the Phenomenon of Propagated Sensation along the Channels in the Upper Limb Following Administration of Acupuncture and Mock Laser

Shohreh Razavy<sup>1</sup>, Marcus Gadau<sup>2</sup>, Shi Ping Zhang<sup>2,\*\*</sup>,  
Fu Chun Wang<sup>3</sup>, Sergio Bangrazi<sup>4</sup>, Christine Berle<sup>1</sup>,  
Mahrita Harahap<sup>1</sup>, Tie Li<sup>3</sup>, Wei Hong Li<sup>1</sup>, Christopher Zaslowski<sup>1,\*</sup>

<sup>1</sup> School of Life Sciences, University of Technology Sydney, Sydney, 2007, New South Wales, Australia

<sup>2</sup> School of Chinese Medicine, Hong Kong Baptist University, Hong Kong, SAR, China

<sup>3</sup> Changchun University of Traditional Chinese Medicine, Changchun, 130117, Jilin, China

<sup>4</sup> Istituto Paracelso, Rome 00153, Italy

Available online ■ ■ ■

Received: May 23, 2017

Revised: Jun 22, 2017

Accepted: Jun 26, 2017

## KEYWORDS

acupuncture;  
De Qi;  
interoception;  
needling sensation;  
propagated sensation

## Abstract

**Background:** Similar to De Qi psychophysical responses, propagated sensation along the channels (PSC) is considered an important phenomenon in traditional Chinese medicine. In acupuncture clinical trials, different acupuncture manipulation techniques are used to enhance the propagation of sensation along the channels to facilitate an optimum therapeutic result.

**Aim:** To examine and compare the PSC reported by participants in a clinical trial following the administration of acupuncture and inactive mock laser.

**Methods:** The study was embedded in a two-arm parallel design multicenter, randomized clinical trial, the Tennis Elbow Acupuncture—International Study—China, Hong Kong, Australia, Italy (TEA IS CHAI). Needle sensations were measured using a validated instrument, the Massachusetts General Hospital Acupuncture Sensation Spreading Scale. Ninety-six participants with lateral elbow pain were randomly allocated into two groups in a 1:1 ratio; the acupuncture treatment group ( $n = 47$ ) and the mock laser control group ( $n = 49$ ). Participants in both groups received the intervention at two acupoints, LI10 and LI11, consisting of 2 minutes of either standardized needle manipulation or mock laser at each acupoint with a rest period between each

\* Corresponding author. School of Life Sciences, University of Technology Sydney, Sydney 2007, New South Wales, Australia.

\*\* Corresponding author.

pISSN 2005-2901 eISSN 2093-8152

<http://dx.doi.org/10.1016/j.jams.2017.06.007>

© 2017 Medical Association of Pharmacopuncture Institute, Publishing services by Elsevier B.V. This is an open access article under the CC BY-NC-ND license (<http://creativecommons.org/licenses/by-nc-nd/4.0/>).

Please cite this article in press as: Razavy S, et al., Investigation of the Phenomenon of Propagated Sensation along the Channels in the Upper Limb Following Administration of Acupuncture and Mock Laser, Journal of Acupuncture and Meridian Studies (2017), <http://dx.doi.org/10.1016/j.jams.2017.06.007>

61  
62  
63  
64  
65  
66  
67  
68  
69  
70  
71  
72  
73  
74  
75  
76  
77  
78  
79  
80  
81  
82  
83  
84  
85  
86  
87  
88  
89  
90  
91  
92  
93  
94  
95  
96  
97  
98  
99  
100  
101  
102  
103  
104  
105  
106  
107  
108  
109  
110  
111  
112  
113  
114  
115  
116  
117  
118  
119  
120  
121  
122

Q3 Q4

Q21

intervention period. Data were collected immediately following the interventions at the first and the ninth session within the clinical trial.

**Results:** Although participants in both groups perceived PSC radiating to similar sites along the upper limb, the frequency of the reported radiation sites among the two intervention groups for both radiation up the limb ( $p < 0.05$ ) and radiation down the limb ( $p < 0.001$ ) were statistically significantly different. Among the radiating sensation sites recorded within the two study groups, the sensations were reported as radiating a greater distance down the forearm to the wrist compared to up the arm. Evaluation of PSC across the four study sites revealed a statistically significant difference in frequency of the reported radiation down the limb sites in each study group and radiation up the limb sites only in control group only ( $p < 0.001$ ).

**Conclusion:** The findings of the study demonstrated that the PSC phenomenon is not just associated with needling but can be perceived when using a mock laser.

**Trial registration:** Australian and New Zealand Clinical Trial Registry reference: ACTRN12613001138774 on 11th of October 2013.

## 1. Introduction

Propagated sensation along the meridians [1–4], or the more frequently used term, propagated sensation along the channels (PSC) [5–8], appears to be a commonly observed *Jingluo* (collateral) [经络] phenomenon in acupuncture [9,10]. The phenomenon occurs most frequently following stimulation to an acupoint using acupuncture [1,10–13], electrical impulses [1,10,11,14], acupressure with qigong [11], meditation [15], and moxibustion [12,13]. Although the phenomenon was first documented in the early Chinese medical text, the *Neijing* [内经]—“when hitting a point, a needle seems to move along the street (channels)” [3], the first scientific account of PSCs were reported in the 1950s [16–18]. Indeed, after 1949, Chinese manuscripts have emphasized the patient’s migratory needling sensory responses [19]. Other channel-related phenomena such as skin discoloration were also extensively studied in 1972–1987 [9]. In many texts, although PSC purports to be genuine evidence for the functional existence of channels [6,11,13,15,20,21], there is a lack of objective and systematic experimental studies [21] to support morphological evidence [7,9].

The term is often described as a radiating or spreading sensation away from the stimulated acupoint along the pathway of the defined channel [6,14]. Similar to De Qi [得气] (frequently known as obtaining Qi) [22–25], PSC is purported to be a key element in achieving a satisfactory therapeutic effect in acupuncture [2,11,14,17,26–28] particularly when the sensation radiates toward the pathological site [1,10,11,29,30]. This belief is expressed in the chapter of the *Ling Shu* titled “Nine Needles and Twelve Source Points,” which states that “Puncturing at the primary acupoint, the chi transmitting toward the pathological focus has the best treatment result” [11]. The *Ling Shu* further describes PSC as “Chi traveling toward a pathological focus can affect disease” [18].

The characteristic of the transmitted sensations may be reported as tic-like, burning, dullness, or pressure [17]. Other related sensations are described as soreness [2,10,17,31], numbness [2,10,17,31], distension [2,10,31], heaviness [2,10,31] cold, heat, itching, and sensations of water/gas running, or like worms crawling [17]. Sometimes, visual signs such as redness, gooseflesh, or localized red/

white lines along the channels are also postulated to be the manifestation of PSC [32].

Like De Qi, PSC has a long tradition in acupuncture research [6,10]; however, the phenomenon has only been partially elucidated [6]. Although PSC is often referred to as another feature of De Qi [6,27,32,33] or the extension of De Qi [14], it is frequently described as spreading–radiating [23,34–37], and the phenomenon appears to also reflect the technical term of *Qi Zhi* [气至], “arrival of Qi” at the diseased area [10,15,22,26,38]. In the acupuncture literature, the terms De Qi and Qi Zhi are commonly perceived as referring to the same connotation [6,19,26,39–41]—“Deqi normally called Qizhi in ancient, or needling sensation in modern” [26]—and few attempts have been made to segregate the characteristics between the two phenomenon [22,42,43]. Some authors have stated that the sensation of the arrival of Qi not only contains De Qi but also includes the PSC phenomenon [2].

Although a number of acupuncture sensation measurement scales have been developed to quantify De Qi psychophysical responses [34,36,37,44,45], investigation of PSC has been limited by a lack of appropriate methods for its assessment [6]. One such scale to measure PSCs is the Massachusetts General Hospital Acupuncture Sensation Spreading Scale (MASS-S); however, the scale allows only an approximate estimate of the spreading/radiation experienced and reported by participants [6]. Another research group has also developed a questionnaire to capture the migratory sensation especially in comparison to static needling sensations [46]. The scale, however, was later criticized, stating that the patients’ experiences were not well reflected [47]. Given that PSC may serve as an essential part of acupuncture efficacy, the main objective of this study was to investigate the PSC specific sites of migration sensations in participants and compare the two different study groups and across the four regional trial sites/cultures.

## 2. Methods/design

### 2.1. Trial design and randomization

Key items of the study were prepared according to STRICTA (standards for reporting interventions in clinical trials of

acupuncture) and CONSORT statements [48,49]. This study was embedded in a randomized, single blinded and controlled (outcome assessor and participant) clinical trial, the Tennis Elbow Acupuncture—International Study—China, Hong Kong, Australia, Italy (TEA IS CHAI), to investigate the efficacy of acupuncture for the condition of lateral elbow pain. Participants were randomly assigned to one of the two groups, Traditional Chinese acupuncture (treatment group) and inactive mock laser therapy (control group), in a 1:1 ratio. The trial was registered with the Australian and New Zealand Clinical Trial Registry following approval from each of the four institution's ethical committees and adhered to the provisions of the Declaration of Helsinki [50]. For full details regarding participants, the rationale behind chosen interventions, and needling and mock laser procedures, please refer to the published protocol [51].

## 2.2. Participants

The study was conducted from June 2013 until November 2014 at the outpatient clinics attached to each institution at four study sites. A total of 235 suitable participants were invited for screening. After clinical examination for inclusion and exclusion criteria (Table 1), 96 participants with chronic lateral elbow pain ( $n = 24$  per study site) met the eligibility criteria and were randomly assigned to acupuncture group (46.8% males and 53.2% females) and control group (57.1% males and 42.9% females). The median age ( $\pm$ standard deviation) of patients in acupuncture and control group were 49 ( $\pm 9.8$ ) and 50 ( $\pm 12.1$ ), respectively, with no significant difference between the two groups ( $p = 0.52$ ) (Table 2). All participants gave informed consent, and ethics approval was obtained at all four sites.

## 2.3. Size of the sample

The estimated sample size for the current study was obtained from the result of a pilot study undertaken by one of the research groups [52]. As a conservative measure the highest standard deviation was used, and at a 5% significance level, a sample size of 70 participants would lead to a power of 99% [53]. Accordingly, a sample of 96 participants (24 at each trial site) was decided for the current study with the purpose of allowing approximately 25% dropout rate from different study sites.

## 2.4. Outcome measure

The supplementary MASS-S [19] was used to measure "radiating/spreading" sensory responses elicited by the

two interventions (acupuncture and mock inactive laser). The scale was further amended to account for the measurement of sensations radiating both proximally up the upper limb as well as distally down the upper limb from the used acupoints, Large Intestine 11 (LI11-Quchi) and Large Intestine 10 (LI10-Shousanli). Different words were used to specify different radiating sites on the affected limb, the former used "none," "local," "lower arm," "upper arm," "shoulder," and "neck," whereas the latter used "none," "local," "upper forearm," "lower forearm," "wrist," and "beyond," respectively, using the rating scale (see Fig. 1).

Participants were informed of the MASS radiating instructions after each intervention and prior to administering the scale. Participants were then asked to mark the site that best corresponded to their radiated sensation (PSC) experienced during each designated intervention following two measurement sessions (baseline and Session 9) immediately after administration of each intervention, either the acupuncture or the mock laser. They were also asked to report their anxiety level using a visual analog scale.

Additionally, a Credibility Rating Scale was administered to all participants to evaluate the credibility and adequacy of the mock laser control [54]. For further details, please refer to the published protocol [51].

## 2.5. Statistical analysis

The data were analyzed using the statistical program, SPSS (version 22). Fisher's exact test was performed to investigate the rate of radiating incidence at different sites between the two study groups on the data pooled from the time factor (measurement sessions).

The same statistical method was also used to investigate the ratio of the individual reported sites for radiation down the limb (RDL) and radiation up the limb (RUL) for each study group. Additionally, the rate of radiation's occurrence in each study group among different trial sites was examined. The significance level was set at  $\alpha < 0.05$ , two-sided.

## 2.6. Ethics approval and consent to participate

Human ethics approval was sought and obtained at each site (University of Technology Sydney, Australia; Hong Kong Baptist University, Hong Kong; Changchun University of Traditional Chinese Medicine, China; Istituto Paracelso, Italy). This trial was registered with the Australian and New Zealand Clinical Trial Registry on October 11, 2013 (Identifier: ACTRN12613001138774).

**Table 1** Inclusion and exclusion criteria used to recruit participants for the clinical trial.

Inclusion criteria	Exclusion criteria
Age, 18–80 y	Central or peripheral nervous system disease
Men and women	Inflammatory rheumatic diseases
Chronic lateral elbow pain (Duration $\geq 3$ mo)	Gout
Unilateral localization	Earlier episodes of lateral elbow pain treated surgically or with
	- Acupuncture treatment or physiotherapy for tennis elbow within the previous 3 mo
	- Acupuncture treatment for any problems within the previous week
	- Concurrent physiotherapy for tennis elbow

**Table 2** Baseline demographics of participants.

Items	Acupuncture	Mock laser	Median difference
Male (%)	22 (46.8)	28 (57.1)	n/a
Female (%)	25 (53.2)	21 (42.9)	n/a
Age median ( $\pm$ SD)	49 ( $\pm$ 9.8)	50 ( $\pm$ 12.1)	$p = 0.52$
Duration of LEP (in mo) median (interval)	6 (3–96)	6 (3–200)	$p = 0.92$

LEP = lateral elbow pain; n/a = not available; SD = standard deviation.

### 3. Results

The spreading sensation was measured using the MASS Radiating scale that is considered a categorical/nominal scale, where the expected counts of the  $R \times C$  table (where  $R$  is the number of rows and  $C$  is the number of columns) are small [55], and therefore Fisher's exact test was used.

Of 96 eligible participants, 12 were excluded. This is because one trial site did not administer the MASS to the mock laser participants ( $n = 12$ ), resulting in unequal numbers in each group (acupuncture 47 compared with mock laser 37). Accordingly, the MASS questionnaire was administered to 84 participants, the acupuncture group ( $n = 47$ ) and the mock laser group ( $n = 37$ ), at two measurement sessions (baseline and Session 9). Both time factor and sex for both RUL and RDL in each intervention group were investigated, and as there were no statistically significant differences between these scores, the data for weeks were merged together.

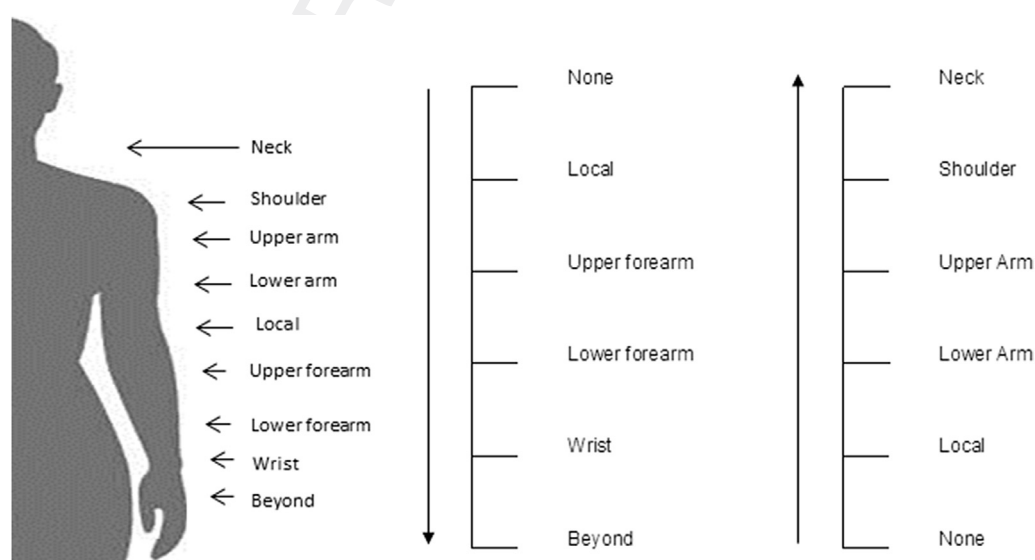
The result of the Credibility Rating Scale administered prior to Session 1 indicated no significant difference between the two groups for both expectancy of complaint's improvement ( $p = 0.772$ ) as well as the rationale for treatment ( $p = 0.768$ ). This implies that the control mock laser intervention compared to the needle acupuncture was

perceived as being credible, as well as adequate, in this study setting.

Following the administration of the acupuncture and mock laser, participants reported spreading sensations along the affected limb in different directions, namely, RDL and RUL. Interestingly, participants in the control group reported similar radiating patterns to the acupuncture group. However, when comparing the radiation of sensations both up and down the upper limb, a statistically significant difference in frequency of the reported sensation between the acupuncture group and the mock laser group for RDL ( $p < 0.001$ ) and RUL ( $p < 0.05$ ) was observed.

The ratio of radiation/spreading sensory responses' occurrence was also compared between the two study groups. Descriptively, the presence of the radiating sensation was considered when the reported sensation spread some considerable distance either up or down the limb from the treatment (Local) site. When "None" and "Local" sites were excluded, the incidence rate for RDL in acupuncture group was 50.6% compared with 29.2% in control group. By contrast, the ratio for RUL was slightly decreased in the acupuncture group (34.6%) compared to the mock laser group (27.4%).

Examination of the individual reported sites for RDL within each study group revealed the following ratio:



**Figure 1** Modified MASS acupuncture sensation spreading scale (MASS radiating scale) that measures the spreading/radiating sensory responses up and down the limb from the used acupoints, LI11-Quchi and LI10-Shousanli, during administration of acupuncture and mock laser. MASS = Massachusetts General Hospital Acupuncture Sensation.

“none” (2.2%, 37.5%); “local” (47.2%, 33.3%); “upper forearm” (13.5%, 4.2%); “lower forearm” (16.9%, 9.7%); “wrist” (6.7%, 5.6%); and “beyond” (13.5%, 9.7%) for acupuncture and mock laser, respectively. The RUL sensations reported by the two groups were: “none” (16.7%, 40.3%); “local” (48.8%, 32.3%); “lower arm” (13.1%, 14.5%); “upper arm” (16.7%, 6.5%); “shoulder” (3.6%, 4.8%); “neck” (1.2%, 1.6%) for the acupuncture and mock laser, respectively. Additionally, among the radiating sensation sites recorded within the two intervention groups, the sensation was reported as radiating a greater distance distally down the forearm (from the elbow) to the wrist compared to proximally up the arm (from the elbow) considering each intervention group (Table 3; Figs. 2A and 2B).

Frequencies of the reported radiation sites for both RDL and RUL in each study group among different trial sites were also investigated. The result revealed a statistically significant difference in frequency of the reported RDL various sites ( $p < 0.001$ ) across the four study centers for the acupuncture group; however, frequency of RUL different sites remained similar ( $p = 0.064$ ). In the control group, the reported frequencies of both RDL and RUL sites were statistically significantly different across the three trial sites ( $p < 0.001$ ).

Following administration of the acupuncture, participants in each trial site—Hong Kong (HK), Australia (AUS), China (CHA), and Italy (ITY)—reported differently on how often the various radiation sites were selected. Comparison of the individual reported RDL sites revealed that the foremost selected site was “Local” shared between CHA (73.9%) and ITY (75%). Additionally, participants in HK and AUS reported “Beyond” (36.4%) and “Lower Forearm” (29.2%), respectively, as their most frequent RDL sites. In contrast, “Local” was selected as the foremost reported site between other RUL sites by all the study sites.

In the mock laser group, “None” was selected as the leading RDL and RUL site reported by participants in HK (56.5) and AUS (60.9). By contrast, “Local” (75.0%) was the most frequent RDL and RUL site reported by participants in “ITY” (Table 4).

#### 4. Discussion

The current study provides quantitative data on the perceived radiation of sensation following manual acupuncture and mock laser, specifically the frequency of reported radiation to RDL and RUL sites in each study group, and the comparison of RDL and RUL across four different trial sites.

PSC [56] and latent PSC [57] are considered to be common phenomena that have been observed in a large number of individuals. The results from our study demonstrate that PSC is not just a specific characteristic of acupuncture, as participants in the control group who received mock laser also reported radiation sensations transmitted along the various sites of the treated limb. Although both upward and downward radiation sensations occurred, they were reported to have been at a significantly lower frequency for the sham laser group. Although in our study sketching of perceived spreading sensations along the channel was not examined, results from one study suggested PSC in close

connection with classical meridian pathways was observed when laser acupuncture was applied [6].

The current study provided experimental evidence suggesting that PSCs, similar to De Qi psychophysical responses, can be elicited without physical needle insertion [58]. This may be that PSCs as subjective sensations [2,9,21] are not essentially reliant on the activity of peripheral nervous system structures [13,14,21,59], and support from research on phantom limb phenomena [13,14,56] may signify involvement of the central nervous system in the propagated sensation experienced by the sham laser participants [9,21,59,60]. In contrast, some researchers suggest that fine nerve fibers, such as A $\delta$  and C fibers, are essential in the process and development of PSCs [3,8,14]. Similar to De Qi, PSCs might be a central phenomenon of bodily self-awareness and consciousness [58,61,62]. The perception of migratory sensations may reinforce patients’ belief in the acupuncture theory that is postulated to mobilize stagnated Qi [46], plus the belief about the importance of reporting bodily sensations owing to body awareness and self-consciousness [63], may partially explain the PSCs reported by the participants receiving the mock laser. It is therefore possible that the interaction between the psychological state and the physiological changes due to administered interventions facilitates a positive clinical response [46].

When the rate of occurrence for both RDL and RUL between the two interventions were compared, “None” and “Local” in the control group, “local” and “lower forearm/upper arm” in the treatment group were identified as the first and second most frequently reported radiation sites. The results from our study are similar to a previous study that also reported radiating patterns for acupuncture stimulus extended beyond the needling site, whereas those for tactile stimulation remained local [64].

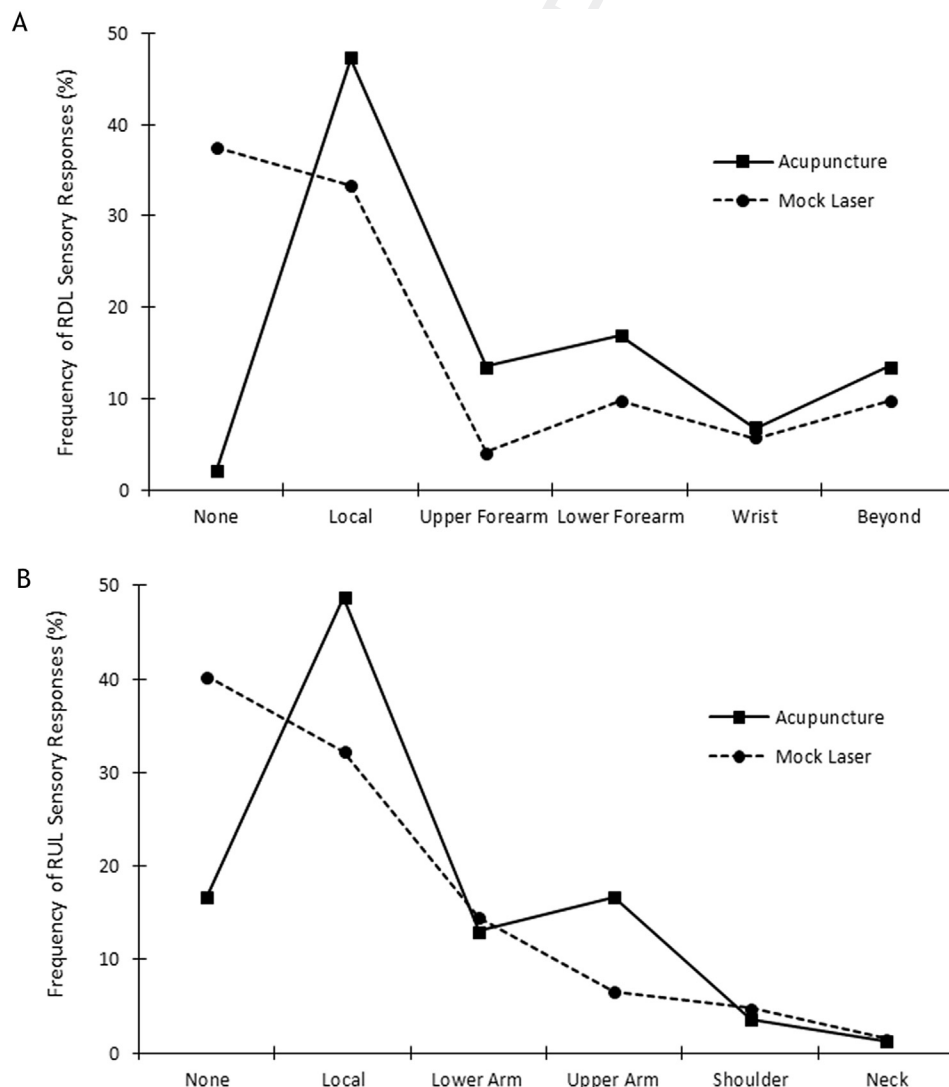
As explained earlier, PSCs such as De Qi have a long tradition in acupuncture research; however, very few attempts have been made to separate the two phenomena. One possible reason is that there is little emphasis on PSCs compared to obtaining De Qi, as part of achieving treatment efficacy. This could be because in the acupuncture literature, PSC is prevalently considered to be another feature of the De Qi psychophysical response [6,27,32,33] frequently described as a spreading or radiation sensation [23,34–37]. In several studies, De Qi is often characterized as a composite of unique psychophysical responses described as “Suan (aching/soreness), Ma (tingling/numbness), Zhang (fullness/distension pressure) and Zhong (heaviness)” [32,41,65–70]. It appears that the phenomenon (PSC) is inaptly embedded within another concept, De Qi. Moving forward, we feel that these two concepts should be distinguished and investigated in their own right as important phenomena.

In general, participants in both study groups reported radiating sensations a greater distance distally down the forearm to the wrist and beyond compared to a radiating sensation proximally up the arm to the shoulder and beyond. Many researchers frequently acknowledged that arrival of PSCs, namely, Qi, traveling along the channel toward the pathological site being treated can have a therapeutic effect [1,10,11,18,29,30]. Such studies have been investigated for the following conditions: coronary

**Table 3** Comparison of the frequency of radiating sites (RDL–RUL) among the two intervention groups.

RDL sites	Acupuncture		Mock laser		RUL sites	Acupuncture		Mock laser	
	Count	%	Count	%		Count	%	Count	%
1. None	2	2.2	27	37.5	1. None	14	16.7	25	40.3
2. Local	42	47.2	24	33.3	2. Local	41	48.8	20	32.3
3. Upper forearm	12	13.5	3	4.2	3. Lower arm	11	13.1	9	14.5
4. Lower forearm	15	16.9	7	9.7	4. Upper arm	14	16.7	4	6.5
5. Wrist	6	6.7	4	5.6	5. Shoulder	3	3.6	3	4.8
6. Beyond	12	13.5	7	9.7	6. Neck	1	1.2	1	1.6
Fisher's exact test	$p = 0.000^{\dagger}$				$p = 0.013^*$				

Frequencies calculated upon the number of participants reporting perception of radiating response within each study groups. Expected frequencies were less than five in some cells, and therefore Fisher exact test was displayed, \* $p < 0.05$ ,  $^{\dagger}p < 0.001$ . RDL = radiating down limbs; RUL = radiating up limbs.



**Figure 2** (A and B) Comparison of the frequency of radiating/spreading sensory responses down and up the limb (RDL and RUL, respectively), demonstrating different radiating sites reported on the affected limb both during acupuncture and mock laser intervention. Data for weeks were pooled together. RDL = radiating down limbs; RUL = radiating up limbs.

**Table 4** Comparison of radiation sites across the trial centers in each study group; treatment and control.

Radiating sensation	Radiation sites	Acupuncture								Mock laser				Fisher's exact test					
		HK		AUS		CHA		ITY		HK		AUS		ITY		Acupuncture		Mock laser	
		n	%	n	%	n	%	n	%	n	%	n	%	n	%	$\chi^2_{Acup.}$	<i>P</i>	$\chi^2_{Laser}$	<i>P</i>
RDL	1. None	0	0	2	8.3	0	0	0	0	13	56.5	14	60.9	0	0	46.39	0.000*	44.01	0.000*
	2. Local	4	18.2	6	25.0	17	73.9	15	75.0	3	13.0	1	4.3	18	75.0				
	3. Upper forearm	1	4.5	2	8.3	4	17.4	5	25.0	1	4.3	0	0	2	8.3				
	4. Lower forearm	6	27.3	7	29.2	2	8.7	0	0	2	8.7	3	13.0	2	8.3				
	5. Wrist	3	13.6	3	12.5	0	0	0	0	1	4.3	2	8.7	1	4.2				
	6. Beyond	8	36.4	4	16.7	0	0	0	0	3	13.0	3	13.0	1	4.2				
RUL	1. None	4	21.1	7	29.2	2	9.5	1	5.0	8	50.0	16	72.7	1	4.2	20.86	0.064	47.09	0.000*
	2. Local	7	36.8	12	50.0	15	71.4	7	35.0	1	6.3	1	4.5	18	75.0				
	3. Lower arm	4	21.1	2	8.3	2	9.5	3	15.0	2	12.5	5	22.7	2	8.3				
	4. Upper arm	4	21.1	2	8.3	2	9.5	6	30.0	3	18.8	0	0	1	4.2				
	5. Shoulder	0	0	0	0	0	0	3	15.0	2	12.5	0	0	1	4.2				
	6. Neck	0	0	1	4.2	0	0	0	0.0	0	0	0	0	1	4.2				

\**p* < 0.001.

AUS = Australia; CHA = China; HK = Hong Kong; ITY = Italy; RDL = radiating down limbs; RUL = radiating up limbs.

heart disease [71], myopia in young children [72], relief of vascular tension and muscle convulsion in cervical vertebra disease [73], promoting blood circulation and remove blood stasis [74], and facial disease [75]. Although in our study, there was no obvious reason why RDL was reported a greater distance distally down the wrist, one study noted the running route of PSCs on the limbs was in conformity with classic meridians [2]. Another study also stated that puncturing an acupoint midway along a meridian simultaneously travels both directions to the beginning and end of the stimulated meridian [17].

The nature of migratory sensations either proximally up or distally down the arm was not within the scope of the study—hence, it was not investigated. Participants in each study group selected significantly different radiating sensation sites downward the limb across the four trial sites, whereas radiating sensation sites proximally up the limb was significantly different only for the mock laser group among the four trial sites. Although results from a survey on PSCs revealed no differences in properties of PSCs among races [56], the result of our study suggests that people with dissimilar cultural background may perceive PSCs and their related propagated sites differently. Likewise, one study showed that Chinese patients perceived acupuncture sensory responses as migratory rather than static [46], yet PSC is considered a universal phenomenon in human beings [1].

One research study has argued that the phenomenon of PSCs is different from that of De Qi in that De Qi is a subjective feeling [2], whereas PSC is regarded as an objective response [28] that can be detected and traced using sophisticated devices on the meridian [17]. Several studies have used different methods and devices to study PSCs such as photonic technology [76], infrared thermal imaging [28], surface electromyography [2], photoluminescence of bio-ceramic [77], bodily sensation maps [64], as well as a Geographic Information System [6]. The investigation of PSC has been limited by a lack of appropriate methods and devices for its assessment [6].

## 5. Limitation and suggestion for future research

One of the limitations of the study was that the mock laser was not truly inert. The laser probe physically touched the skin surface at the two classical acupoints for 2 minutes. Weak mechanical stimuli (light touch) of the skin stimulates mechanoreceptors associated with slow conducting unmyelinated C afferents [78–81,] and this may have provoked activity in the insular region of the brain leading to a sensual “limbic touch” response inducing emotional and hormonal reactions [79,82]. For future studies, it is therefore suggested to provide an adequate distance between skin and laser probe to prevent skin tactile stimulation.

Additionally, nonspecific effects such as participant's expectancy [58,83–85], previous acupuncture experience [84], focus (e.g., visual attention) [58,63], and general treatment settings [58] may all have a significant influence in the perception of De Qi.

Another drawback of the study was that although all attempts were made to standardize the acupuncture technique, no analysis was undertaken to determine if statistically different scores were obtained from the comparison of occasions when the three different acupuncturists administered the needling.

Finally, several researchers have developed placebo controls to control for the psychological impact of needling while reducing the therapeutic and nonspecific effects of needling [86]. A variety of control interventions have been applied in acupuncture clinical trials owing to individual body physiognomies and body complexity [87]; however, their impact on the neurological brain response has not been well appraised using functional brain images [86].

Some researchers also suggest recruiting naïve participants to further investigate the interoceptive response during acupuncture needling. The result from one study showed that patients with previous experience of acupuncture were more likely to report the needling sensation as migratory compared to the acupuncture-naïve

patient [46]. Future research therefore should investigate the impact that a patient's beliefs, expectations, and interoceptive awareness could have on the perception of PSCs.

## 6. Conclusion

The sensory components of acupuncture, namely, De Qi and PSCs, are complex and difficult to study as they are influenced by a variety of factors. Further research into the phenomenon is warranted to investigate the role of PSCs despite the lack of morphological evidence for the existence of the channels.

Given that PSCs are postulated to be necessary to enhance acupuncture efficacy, it is essential to develop appropriate methods for PSC assessment. Increasing research into interoception may contribute to a better understanding of the placebo effect and its psychophysical responses that are often observed in the administration of a placebo intervention in a controlled trial.

## Disclosure statement

The authors declare that they have no competing interests. No competing financial or non-financial interests from the funders exist.

## Acknowledgments

MG was supported by the UGC's Hong Kong PhD fellowship scheme 2013/14 (PF12-16701). This study was partially supported by the Hong Kong Baptist University faculty research grants to SPZ (FRG1/14-15/056); by the National Institute of Complementary Medicine (NICM), Australia to CZ; and by the National Basic Research Program of China (973 Program), No. 2014CB543101.

## Q13 Availability of data and materials

All data were managed and are kept at the University of Technology Sydney, Australia. Duplicate data are also kept at the Hong Kong Baptist University.

## Authors' contribution

All authors conducted the trial and collected the data. SR, CZ, MG and SPZ drafted the manuscript. All authors critically revised and approved the final manuscript. CZ, SPZ, FCW, CB, WHL, MG, LT designed the original study. SR analyzed the data and was the main author. FCW, CZ, SPZ, SB, were the study trial coordinator at the four sites. MH was statistical advisor.

## References

- [1] Xu J, Zheng S, Pan X, Zhu X, Hu X. The existence of propagated sensation along the meridian proved by neuro-electrophysiology. *Neural Regen Res*. 2013;8:2633.

- [2] Li CR, Lin Y, Guan HY, Liang ZR, Zhang ZX, Kim A, et al. Different surface electromyography of propagated sensation along meridians produced by acupuncture Quchi acupoint (LI11) or control points. *Evid Based Complement Alternat Med*. 2013;2013:198451.
- [3] Zhang WB, Zhao Y, Kjell F. Understanding propagated sensation along meridians by volume transmission in peripheral tissue. *Chin J Integr Med*. 2013;19:330–339.
- [4] Zhang Z-J, Wang X-M, McAlonan GM. Neural acupuncture unit: a new concept for interpreting effects and mechanisms of acupuncture. *Evid Based Complement Alternat Med*. 2012;2012:429412.
- [5] Xue C. *The phenomenon of propagated sensation along the channel and cerebral cortex*. 1979. Beijing. Q14
- [6] Beissner F, Marzolf I. Investigation of acupuncture sensation patterns under sensory deprivation using a geographic information system. *Evid Based Complement Alternat Med*. 2012;2012. Q15
- [7] Zhang WB, Tian YY, Li H, Tian JH, Luo MF, Xu FL, et al. A discovery of low hydraulic resistance channel along meridians. *J Acupunct Meridian Stud*. 2008;1:20–28.
- [8] Bensoussan A. Part 2. Acupuncture meridians — myth or reality? *Complement Ther Med*. 1994;2:80–85.
- [9] Wang G-J, Ayati MH, Zhang W-B. Meridian studies in China: a systematic review. *J Acupunct Meridian Stud*. 2010;3:1–9.
- [10] Chen X-Z, Yang Y-K, Yang J, Yang M-X, Feng S-W, Hu X-J, et al. Acupuncture deqi intensity and propagated sensation along channels may, respectively, differ due to different body positions of subjects. *Evid Based Complement Alternat Med*. 2013;2013:1–6.
- [11] Chen E. Preliminary study of propagated sensation along meridian by new chi stimulation method. *J Accord Integr Med*. 2007;3:135–141.
- [12] Chen RX, Kang MF. Key point of moxibustion, arrival of qi produces curative effect. *Zhongguo Zhen Jiu [Chin Acupunct Moxibustion]*. 2008;28:44–46.
- [13] Wei H, Huang LC-L, Kong J. The substrate and properties of meridians: a review of modern research. *Acupunct Med*. 1999;17:134–139.
- [14] Helms JM. The basic, clinical, and speculative science of acupuncture. In: *Acupuncture energetics: a clinical approach for physicians*. 1st edn. Berkeley, CA: Medical Acupuncture Publishers; 1995:19–50.
- [15] Ji ZP. Studies on propagated sensation along channels. Present status and future prospects. *J Tradit Chin Med [Chung i tsa chih ying wen pan]*. 1981;1:3–6.
- [16] Nagahama M, Maruyama A. *The study of meridians*. Japan: Singing Publishing House; 1950.
- [17] Chen E. Subjective evidences and propagated sensation transmission (proof of the power and arousal of Chi). *Clin Acupunct Oriental Med*. 2002;3:138–165.
- [18] Chen E. The meridian theory. *J Accord Integr Med*. 2006;2:1–6.
- [19] Kong J, Gollub R, Huang T, Polich G, Napadow V, Hui K, et al. Acupuncture de qi, from qualitative history to quantitative measurement. *J Altern Complement Med*. 2007;13:1059–1070.
- [20] Marcus A. *Foundation for integrative musculoskeletal medicine: an East–West approach*. Berkeley, CA: North Atlantic Books; 2004.
- [21] Guo Y, Cao DY, Zhang ZJ, Yao FR, Wang HS, Zhao Y. Electrical signal propagated across acupoints along Foot Taiyang Bladder Meridian in rats. *Chin J Integr Med*. 2016;22:537–544.
- [22] Yang Y, Wang L-P, Zhang L, Wang L-C, Wei J, Li J-J, et al. Factors contributing to De Qi in acupuncture randomized clinical trials. *Evid Based Complement Alternat Med*. 2013;2013:329392.



- [23] MacPherson H, Asghar A. Acupuncture needle sensations associated with De Qi: a classification based on experts' ratings. *J Altern Complement Med.* 2006;12:633–637.
- [24] Wiseman N, Fang Y. *A practical dictionary of Chinese medicine.* 2nd edn. Brookline, MA: Paradigm Publications; 1998.
- [25] O'Connor J, Bensky D. *Acupuncture: a comprehensive text.* Chicago: Eastland Press; 1981.
- [26] Yuan H-W, Ma L-X, Qi D-D, Zhang P, Li C-H, Zhu J. The historical development of Deqi concept from classics of traditional Chinese medicine to modern research: exploitation of the connotation of Deqi in Chinese medicine. *Evid Based Complement Alternat Med.* 2013;2013:1–5, 639302.
- [27] Stux G, Pomeranz P. *Basics of acupuncture.* Berlin: Springer-Verlag; 1988.
- [28] Liu R, Zhuang D, Yang X, Li Y, Zhang D, Wen B, et al. Objective display on phenomena of propagated sensation along channels (PSC)—changes on the infrared thermal image channels pathway of upper extremity. *Zhen Ci Yan Jiu [Acupunct Res].* 1990;15:239–244.
- [29] Gellman H. *Acupuncture treatment for musculoskeletal pain: a textbook for orthopaedics, anesthesia, and rehabilitation.* Florida, USA: CRC Press; 2002.
- [30] Bovey M. Deqi. *J Chin Med.* 2006;81:18.
- [31] Jayasuriya A. *Clinical acupuncture.* New Delhi: B. Jain Publishers; 2001.
- [32] Yang X-Y, Shi G-X, Li Q-Q, Zhang Z-H, Xu Q, Liu C-Z. Characterization of Deqi sensation and acupuncture effect. *Evid Based Complement Alternat Med.* 2013;2013:1–7, 319734.
- [33] Zhang YH, Rose K. *A brief history of qi.* Brookline, MA: Paradigm Publications; 2001.
- [34] White P, Bishop F, Hardy H, Abdollahian S, White A, Park J, et al. Southampton needle sensation questionnaire: development and validation of a measure to gauge acupuncture needle sensation. *J Altern Complement Med.* 2008;14:373–379.
- [35] Kou W, Gareus I, Bell JD, Goebel MU, Spahn G, Pacheco-López G, et al. Quantification of DeQi sensation by visual analog scales in healthy humans after immunostimulating acupuncture treatment. *Am J Chin Med.* 2007;35:753–765.
- [36] Vincent C, Richardson P, Black J, Pither C. The significance of needle placement site in acupuncture. *J Psychosom Res.* 1989;33:489–496.
- [37] Park H, Park J, Lee H, Lee H. Does Deqi (needle sensation) exist? *Am J Chin Med.* 2002;30:45–50.
- [38] Chen S, Guo S, Marmorì F, Wang Y, Zhao Q, Wang B, et al. Appraisal of the De Qi concept among contemporary Chinese acupuncturists. *Evid Based Complement Alternat Med.* 2013;2013:1–7, 538476.
- [39] Teppone M, Avakian R, Karneey I. Arrival of qi phenomenon during EHF-puncture. In: *1st International Symposium on Quantum Medicine.* 2001:116–118. Bled, Slovenia.
- [40] Zhang S, Mu W, Xiao L, Zheng W-K, Liu C-X, Zhang L, et al. Is deqi an indicator of clinical efficacy of acupuncture? A systematic review. *Evid Based Complement Alternat Med.* 2013;2013.
- [41] Hui KK, Sporko TN, Vangel MG, Li M, Fang J, Lao L. Perception of Deqi by Chinese and American acupuncturists: a pilot survey. *Chin Med.* 2011;6:1–5.
- [42] Lai XS, Tong Z. Theoretical approach: a study on the classification and the 'catching' of the 'arrived qi' in acupuncture. *J Tradit Chin Med.* 2010;30:3–8.
- [43] Birch S. Historical and clinical perspectives on De Qi: exposing limitations in the scientific study of De Qi. *J Altern Complement Med.* 2015;21:1–7.
- [44] Kong J, Fufa DT, Gerber AJ, Rosman IS, Vangel MG, Gracely RH, et al. Psychophysical outcomes from a randomized pilot study of manual, electro, and sham acupuncture treatment on experimentally induced thermal pain. *J Pain.* 2005;6:55–64.
- [45] Hui K, Nixon EE, Vangel MG, Liu J, Marina O, Napadow V, et al. Characterization of the "deqi" response in acupuncture. *BMC Complement Altern Med.* 2007;7:1–16.
- [46] Mao JJ, Farrar JT, Armstrong K, Donahue A, Ngo J, Bowman MA. De qi: Chinese acupuncture patients' experiences and beliefs regarding acupuncture needling sensation — an exploratory survey. *Acupunct Med.* 2007;25:158–165.
- [47] Kim Y, Park J, Lee H, Bang H, Park H-J. Content validity of an acupuncture sensation questionnaire. *J Altern Complement Med.* 2008;14:957–963.
- [48] MacPherson H, Altman DG, Hammerschlag R, Youping L, Taixiang W, White A, et al. Revised standards for reporting interventions in clinical trials of acupuncture (STRICTA): extending the CONSORT statement. *J Evid Based Med.* 2010;3:140–155.
- [49] Schulz KF, Altman DG, Moher D. CONSORT 2010 statement: updated guidelines for reporting parallel group randomised trials. *BMC Med.* 2010;8:18.
- [50] *Declaration of Helsinki.* 3rd edn. Hong Kong: World Medical Association; 1989.
- [51] Zaslowski C, Berle C, Gadau M, Li WH, Li T, Wang FC, et al. Protocol for acupuncture treatment of lateral elbow pain: a multisite randomised controlled trial in China, Hong Kong, Australia, and Italy. *Evid Based Complement Alternat Med.* 2016;2016.
- [52] Liu Y-S, Gadau M, Zhang G-X, Liu H, Wang F-C, Zaslowski C, et al. Acupuncture treatment of lateral elbow pain: a non-randomized pilot study. *Evid Based Complement Alternat Med.* 2016;2016.
- [53] Wittes J. Sample size calculations for randomized controlled trials. *Epidemiol Rev.* 2002;24:39–53.
- [54] Pariente J, White P, Frackowiak RSJ, Lewith G. Expectancy and belief modulate the neuronal substrates of pain treated by acupuncture. *NeuroImage.* 2005;25:1161–1167.
- [55] McDonald JH. *Handbook of biological statistics.* 3rd edn. Baltimore, USA: Sparky House Publishing Baltimore; 2014.
- [56] Chongcheng X. The phenomenon of propagated sensation along channels (PSC) and the cerebral cortex. In: *National Symposium on Acupuncture and Moxibustion and Acupuncture Anesthesia.* 1979. Beijing.
- [57] Yu SZ, Zhang M, An S, Yang SY, Zhang SY, Zhu ZX, et al. Studies on the phenomenon of latent propagated sensation along the channels: II. Investigation on the lines of LPSC on the twelve main channels. *Am J Chin Med.* 1981;9:291–297.
- [58] Salih N, Baumler PI, Simang M, Irnich D. Deqi sensations without cutaneous sensory input: results of an RCT. *BMC Complement Altern Med.* 2010;10:81.
- [59] Hu XL, Wu BH. A hypothesis on the mechanism underlying the formation of PSC—integration of "periphery" and CNS under the domination of substantial process proceeding along the channels. *Acupunct Res.* 1987;(S1):1–8.
- [60] Jayasuriya A. *Clinical acupuncture A to Z.* New Delhi, India: B. Jain Publishers; 2002.
- [61] Irnich D, Salih N, Offenbächer M, Fleckenstein J. Is sham laser a valid control for acupuncture trials? *Evid Based Complement Alternat Med.* 2011;2011:485945.
- [62] Chae Y, Lee I-S, Jung W-M, Chang D-S, Napadow V, Lee H, et al. Decreased peripheral and central responses to acupuncture stimulation following modification of body ownership. *PLoS One.* 2014;9:e109489.
- [63] Chang D-S, Kim Y-J, Lee S-H, Lee H, Lee I-S, Park H-J, et al. Modifying bodily self-awareness during acupuncture needle stimulation using the rubber hand illusion. *Evid Based Complement Alternat Med.* 2013;2013:7.

- [64] Jung WM, Shim W, Lee T, Park HJ, Ryu Y, Beissner F, et al. More than DeQi: spatial patterns of acupuncture-induced bodily sensations. *Front Neurosci*. 2016;10:462.
- [65] Y-l Ren, Guo T-P, Du H-B, Zheng H-B, Ma T-T, Fang L, et al. A survey of the practice and perspectives of Chinese acupuncturists on Deqi. *Evid Based Complement Alternat Med*. 2015;2015:684708.
- [66] Park JE, Ryu YH, Liu Y, Jung HJ, Kim AR, Jung SY, et al. A literature review of de qi in clinical studies. *Acupunct Med*. 2013;31:132–142.
- [67] Shi G-X, Li Q-Q, Liu C-Z, Zhu J, Wang L-P, Wang J, et al. Effect of acupuncture on Deqi traits and pain intensity in primary dysmenorrhea: analysis of data from a larger randomized controlled trial. *BMC Complement Alternat Med*. 2014;14:69.
- [68] Chen R, Chen M, Xiong J, Su T, Zhou M, Sun J, et al. Comparative effectiveness of the deqi sensation and non-deqi by moxibustion stimulation: a multicenter prospective cohort study in the treatment of knee osteoarthritis. *Evid Based Complement Alternat Med*. 2013;2013, 906947.
- [69] Patel JK. *Clinical acupuncture*. 2nd edn. New Delhi: India: Health Hamony; 1996.
- [70] Lundeberg T, Lund I, Näslund J. The needling sensation: a factor contributing to the specific effects of acupuncture? *Acupunct Rel Ther*. 2012;1:2–4.
- [71] You Z. Preliminary observation on the relation among needling sensation, propagated sensation along meridian (PSM), and acupuncture effect when acupuncture neiguan. *Zhen Ci Yan Jiu [Acupunct Res]*. 1992;17:75–78.
- [72] Li B, Li Lng L, Chen J, Chen L, Xu W, Gao R, et al. Observation on the relation between propagated sensation along meridians and the therapeutic effect of acupuncture on myopia of youngsters. *Zhen Ci Yan Jiu [Acupunct Res]*. 1993;18:154–158.
- [73] Qie Z, Cheng F, Cheng L. Blood flow capacity of the vertebra and cervical artery affected by propagated sensation with acupuncture excitation. *Zhong Xi Yi Jie He Za Zhi [Chin J Mod Develop Tradit Medicine/Zhongguo Zhong xi yi jie he yan jiu hui (chou). Zhong yi yan jiu yuan, zhu ban]*. 1991;11:31–35.
- [74] Cheng L, Wu K, Qie Z. Role of qi in reaching affected area using acupuncture in promoting blood circulation to remove blood stasis. *Zhong xi yi jie he za zhi= Chinese journal of modern developments in traditional medicine/Zhongguo Zhong xi yi jie he yan jiu hui (chou). Zhong Yi Yan Jiu Yuan, Zhu Ban*. 1990;10:209–211.
- [75] Liu R, Zhuang D, Yang X, Li Y, Zhang D, Wen B, et al. Objective observation on phenomena of sensation along channels (PSC) and QI reaching to affects area (QIRA)—the influence of acupuncture points on infrared thermal image of face. *Zhen Ci Yan Jiu [Acupunct Res] [Zhongguo Yi Xue Ke Xue Yuan Yi Xue Qing Bao Yan Jiu Suo Bian Ji]*. 1989;15:245–249.
- [76] Xu YX, Chen GZ, Li LJ, Liu SH. Research on the effect of light and heat sensing along meridian of Chinese medicine. *J Lasers Med Sci*. 2012;3:6.
- [77] Leung T-K, Chan WP, Tai C-J, Cho T-P, Yang J-C, Lee P-T. Bioceramic resonance effect on meridian channels: a pilot study. *Evid Based Complement Alternat Med*. 2015;2015. Q18
- [78] Farb N, Daubenmier JJ, Price CJ, Gard T, Kerr C, Dunn B, et al. Interoception, contemplative practice, and health. *Front Psychol*. 2015;6:763.
- [79] Lund I, Lundeberg T. Are minimal, superficial or sham acupuncture procedures acceptable as inert placebo controls? *Acupunct Med*. 2006;24:13–15.
- [80] Olausson H, Lamarre Y, Backlund H, Morin C, Wallin B, Starck G, et al. Unmyelinated tactile afferents signal touch and project to insular cortex. *Nat Neurosci*. 2002;5:900–904.
- [81] Craig A. Interoception: the sense of the physiological condition of the body. *Curr Opin Neurobiol*. 2003;13:500–505.
- [82] Lundeberg T, Lund I, Näslund J. Acupuncture—self-appraisal and the reward system. *Acupunct Med*. 2007;25:87–99.
- [83] Liu T. Acupuncture: what underlies needle administration? *Evid Based Complement Alternat Med*. 2009;6:185–193.
- [84] Zhang CS, Tan HY, Zhang GS, Zhang AL, Xue CC, Xie YM. Placebo devices as effective control methods in acupuncture clinical trials: a systematic review. *PLoS One*. 2015;10:e0140825.
- [85] Bishop FL, Lewith GT. A review of psychosocial predictors of treatment outcomes: what factors might determine the clinical success of acupuncture for pain? *J Acupunct Meridian Stud*. 2008;1:1–12.
- [86] Wu M-T, Sheen J-M, Chuang K-H, Yang P, Chin S-L, Tsai C-Y, et al. Neuronal specificity of acupuncture response: a fMRI study with electroacupuncture. *NeuroImage*. 2002;16:1028–1037.
- [87] Lund I, Näslund J, Lundeberg T. Minimal acupuncture is not a valid placebo control in randomised controlled trials of acupuncture: a physiologist's perspective. *Chin Med*. 2009;4:1.

Q17